

School Disaggregation by Role

School: SHIOCTON EL

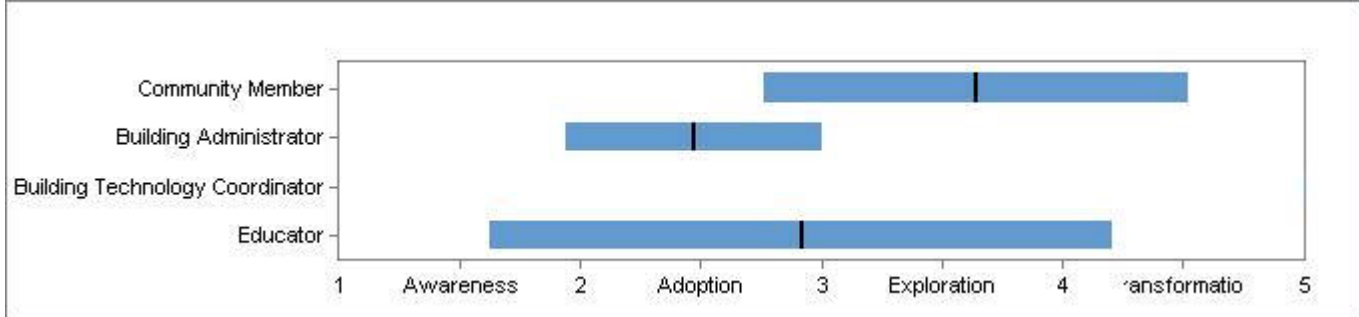
District: SHIOCTON

City: SHIOCTON **State:** WI - Wisconsin

Survey Dates: Feb 1 2007 through Feb 28 2007

Note: Results are omitted for educators and board members when fewer than three of them took the survey, and results are omitted for students, parents, and community members when fewer than five took the survey.

Condition: Forward-Thinking, Shared Vision



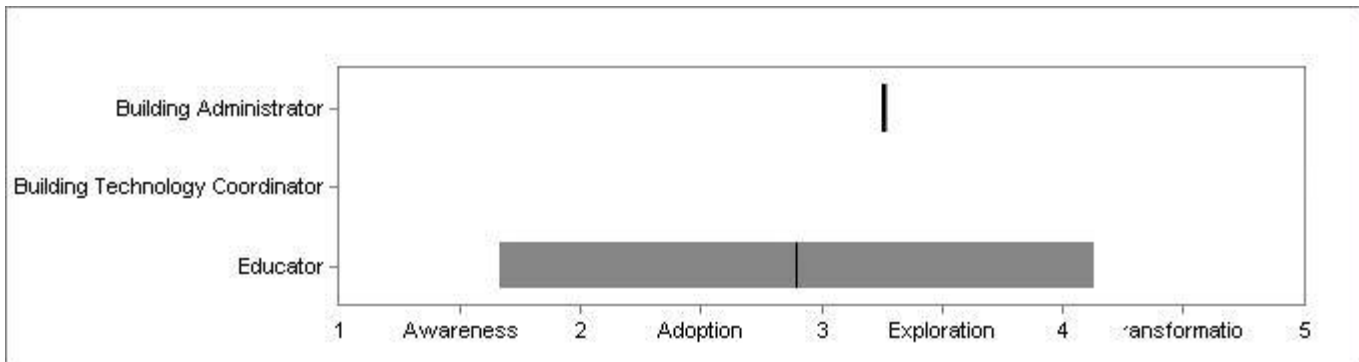
Community Member: Mean = 3.64 Variation = 0.88

Building Administrator: Mean = 2.47 Variation = 0.53

Building Technology Coordinator: Mean = 5.12 Variation = 0

Educator: Mean = 2.92 Variation = 1.29

Indicator: Digital-Age Vision for Learners

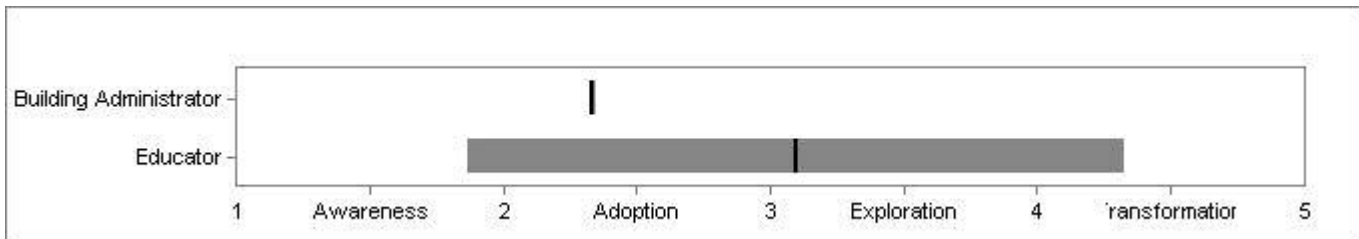


Building Administrator: Mean = 3.26 Variation = 0

Building Technology Coordinator: Mean = 5.12 Variation = 0

Educator: Mean = 2.9 Variation = 1.23

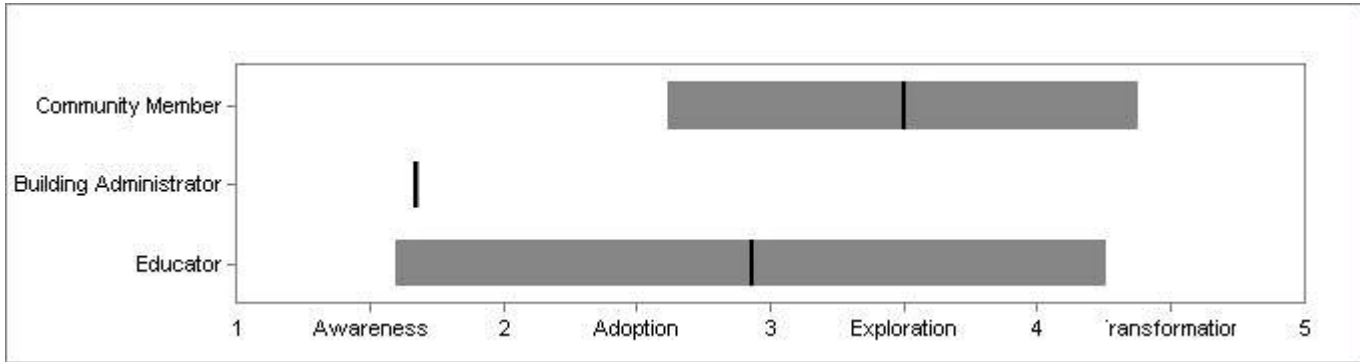
Indicator: Sound Base in Research and Best Practices



Building Administrator: Mean = 2.33 Variation = 0

Educator: Mean = 3.1 Variation = 1.23

Indicator: Community Linkages

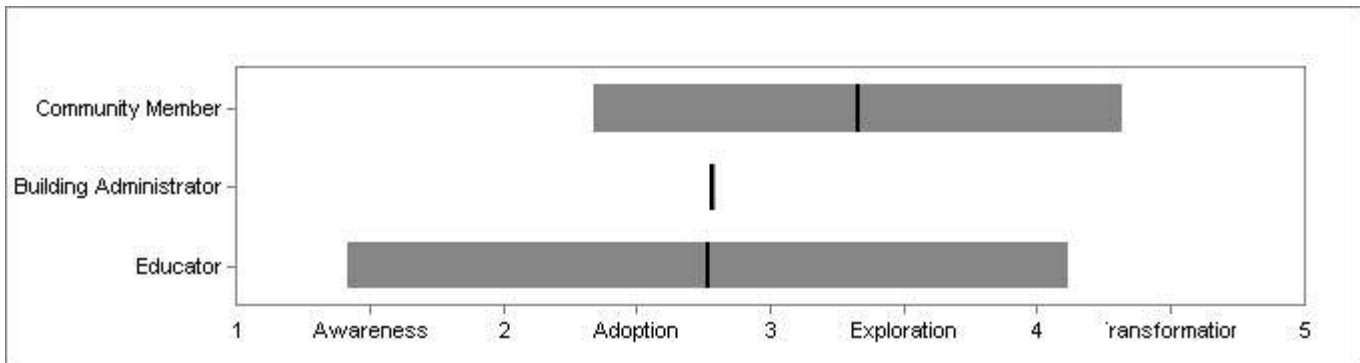


Community Member: Mean = 3.5 Variation = 0.88

Building Administrator: Mean = 1.67 Variation = 0

Educator: Mean = 2.93 Variation = 1.33

Indicator: Stakeholder Commitment




Community Member: Mean = 3.33 Variation = 0.99

Building Administrator: Mean = 2.78 Variation = 0

Educator: Mean = 2.77 Variation = 1.35

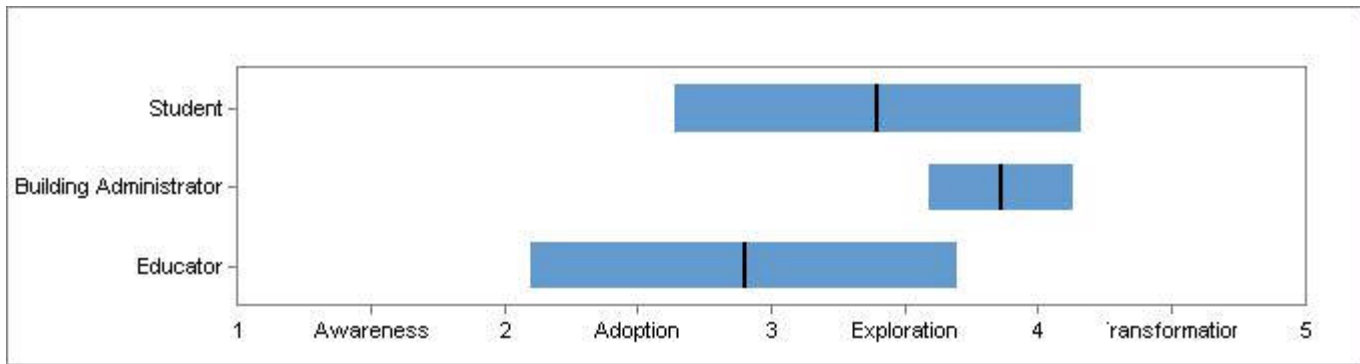
Indicator: Communication



Community Member: Mean = 4.17 Variation = 0.33

Building Administrator: Mean = 2.33 Variation = 0

Condition: Effective Teaching and Learning Practice




Student: Mean = 3.4 Variation = 0.76

Building Administrator: Mean = 3.86 Variation = 0.27

Educator: Mean = 2.9 Variation = 0.8

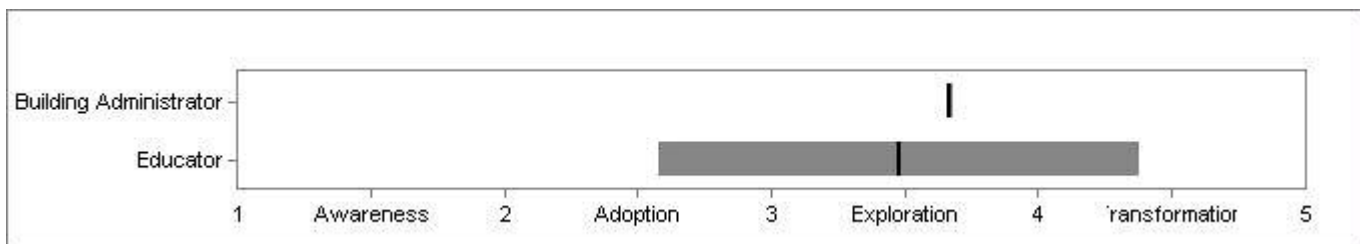
Indicator: Learning Environment



Student: Mean = 3.13 Variation = 0.68

Educator: Mean = 2.59 Variation = 0.46

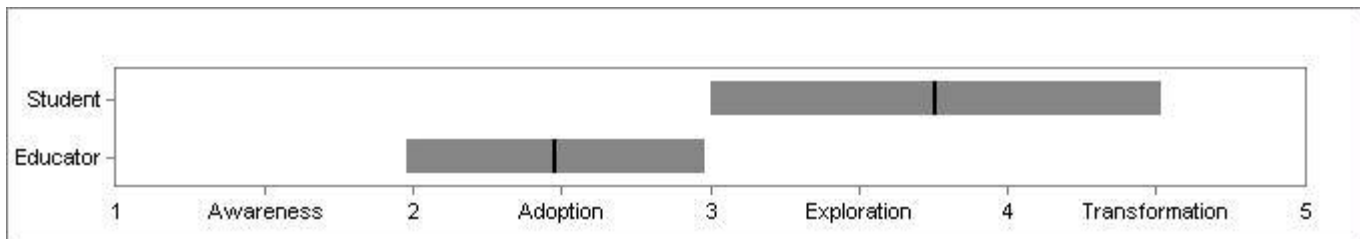
Indicator: Alignment To the Vision



Building Administrator: Mean = 3.67 Variation = 0

Educator: Mean = 3.48 Variation = 0.9

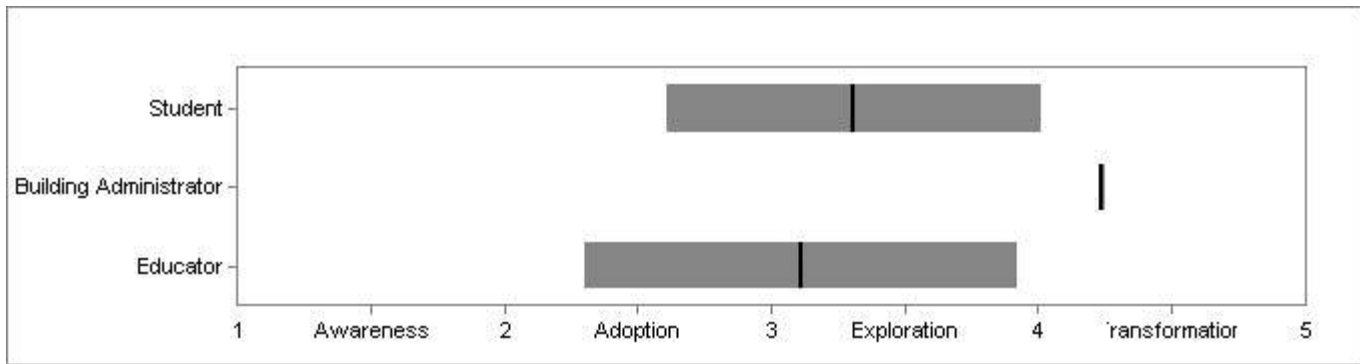
Indicator: Relevance



Student: Mean = 3.76 Variation = 0.76

Educator: Mean = 2.48 Variation = 0.5

Indicator: Range of Use




Student: Mean = 3.31 Variation = 0.7

Building Administrator: Mean = 4.24 Variation = 0

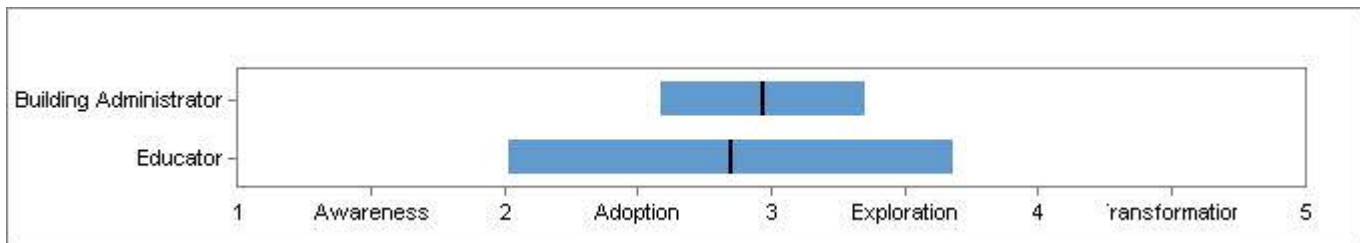
Educator: Mean = 3.11 Variation = 0.81

Indicator: Sound Base in Research and Best Practices



Building Administrator: Mean = 3.67 Variation = 0

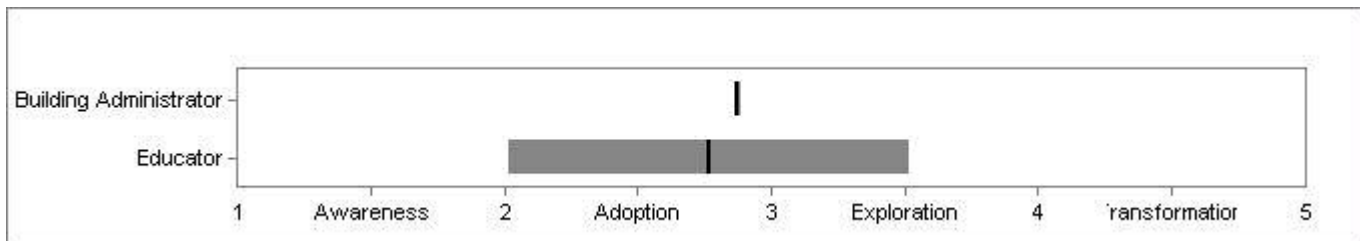
Condition: Educator Proficiency



Building Administrator: Mean = 2.97 Variation = 0.38

Educator: Mean = 2.85 Variation = 0.83


Indicator: Cultivation of Digital-Age Skills and Processes



Building Administrator: Mean = 2.87 Variation = 0


Educator: Mean = 2.77 Variation = 0.75

Indicator: Planning and Design



Educator: Mean = 2.67 Variation = 0.63


Indicator: Implementing Technology-Supported Learning



Building Administrator: Mean = 3.45 Variation = 0

Educator: Mean = 2.92 Variation = 0.55

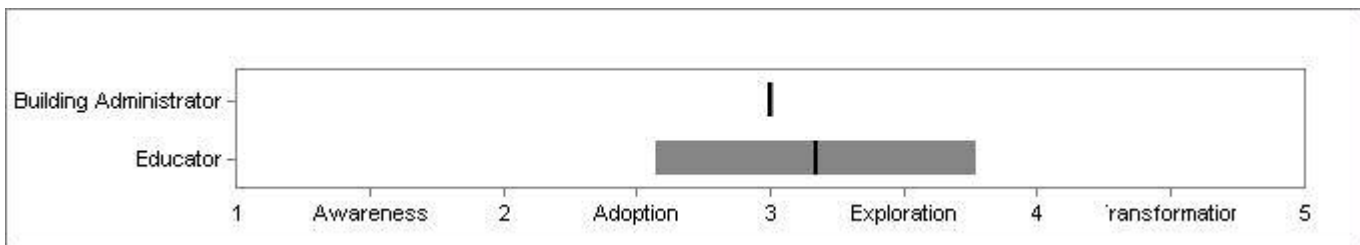
Indicator: Assessment Literacy



Building Administrator: Mean = 2.33 Variation = 0

Educator: Mean = 2.39 Variation = 0.77


Indicator: Professional Practice and Productivity



Building Administrator: Mean = 3 Variation = 0

Educator: Mean = 3.17 Variation = 0.6

Indicator: Social, Ethical, and Legal Issues

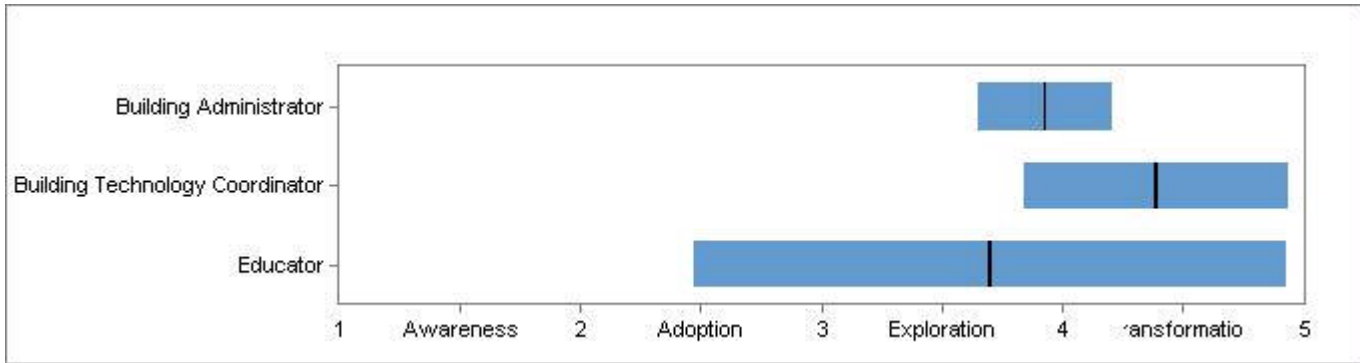


Building Administrator: Mean = 3.22 Variation = 0

Educator:

Mean = 3.16 Variation = 1.23

Condition: Digital-Age Equity

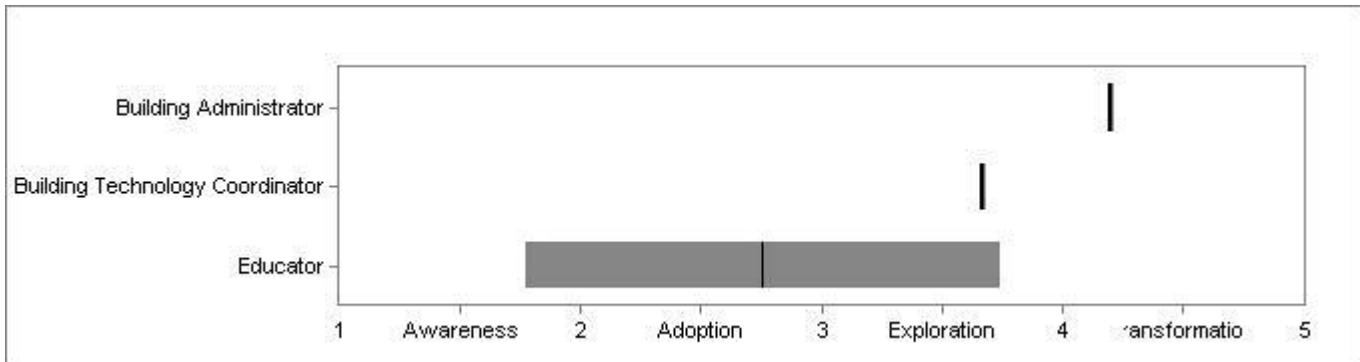


Building Administrator: Mean = 3.93 Variation = 0.28

Building Technology Coordinator: Mean = 4.39 Variation = 0.55

Educator: Mean = 3.7 Variation = 1.23

Indicator: Digital Equity: Socioeconomic

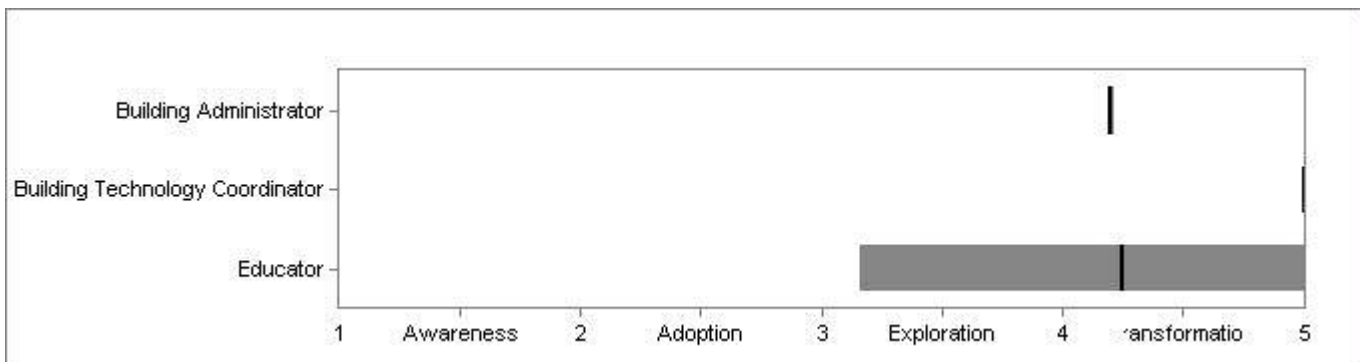


Building Administrator: Mean = 4.2 Variation = 0

Building Technology Coordinator: Mean = 3.67 Variation = 0

Educator: Mean = 2.76 Variation = 0.98

Indicator: Digital Equity: Gender

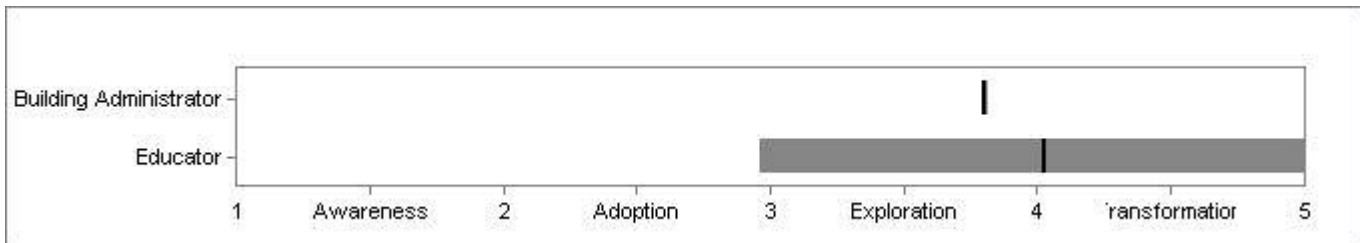


Building Administrator: Mean = 4.2 Variation = 0

Building Technology Coordinator: Mean = 5 Variation = 0

Educator: Mean = 4.25 Variation = 1.09


Indicator: Digital Equity: Race



Building Administrator: Mean = 3.8 Variation = 0

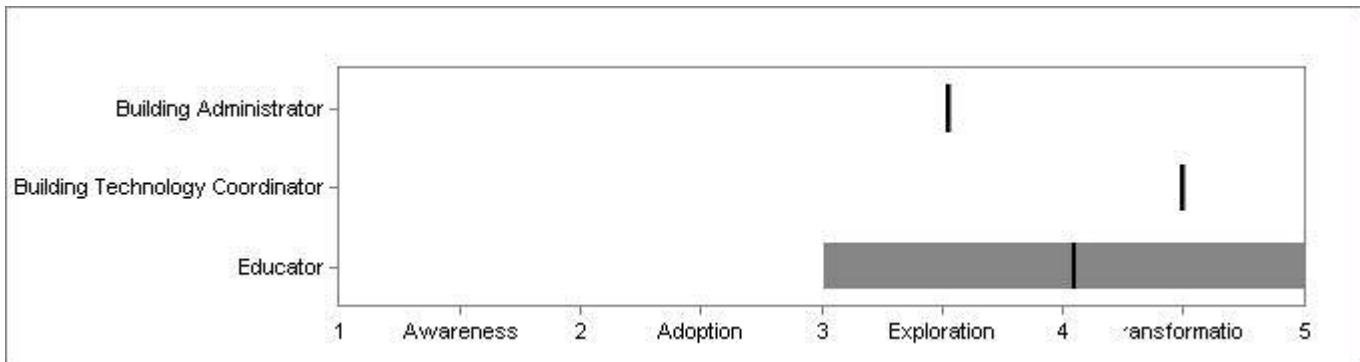
Educator: Mean = 4.03 Variation = 1.07

Indicator: Digital Equity: Special Needs



Educator: Mean = 3.6 Variation = 1.28

Indicator: Digital Equity: Systemwide

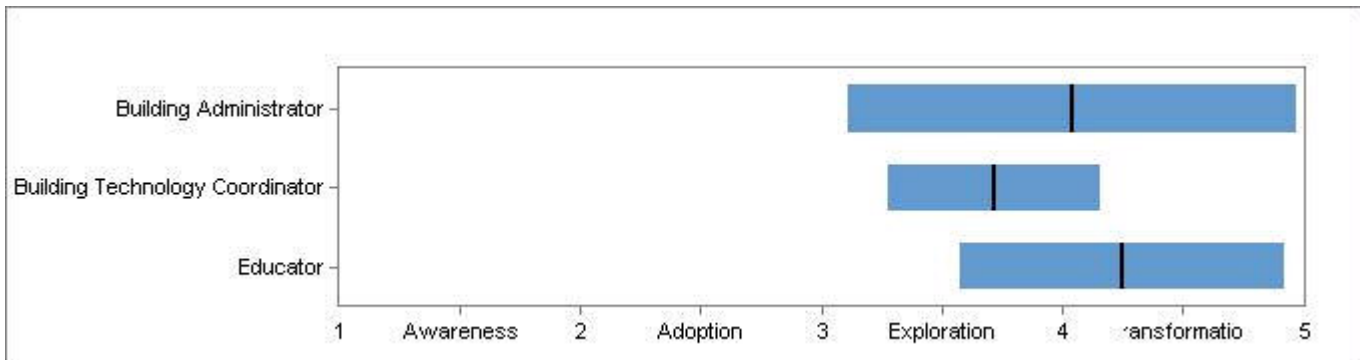


Building Administrator: Mean = 3.53 Variation = 0

Building Technology Coordinator: Mean = 4.5 Variation = 0

Educator: Mean = 4.05 Variation = 1.04

Condition: Robust Access Anywhere, Anytime




Building Administrator: Mean = 4.04 Variation = 0.93

Building Technology Coordinator: Mean = 3.72 Variation = 0.44

Educator: Mean = 4.25 Variation = 0.67

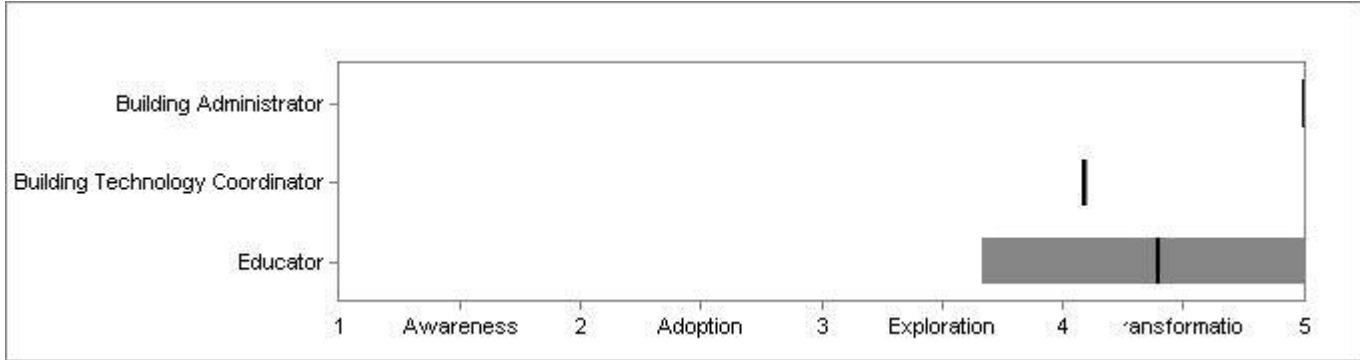
Indicator: Technology Resources



Building Administrator: Mean = 3 Variation = 0

Building Technology Coordinator: Mean = 3 Variation = 0

Indicator: Connectivity

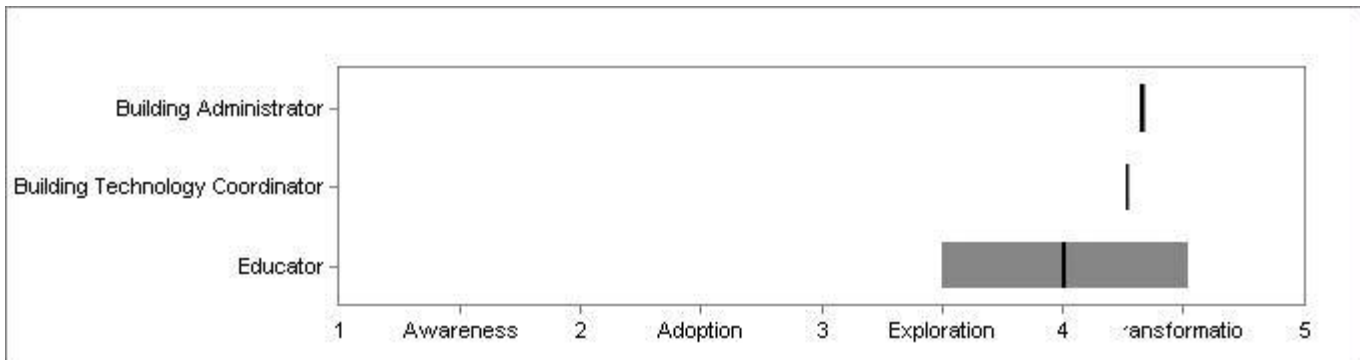


Building Administrator: Mean = 5 Variation = 0

Building Technology Coordinator: Mean = 4.09 Variation = 0

Educator: Mean = 4.4 Variation = 0.73

Indicator: Technical Support




Building Administrator: Mean = 4.33 Variation = 0

Building Technology Coordinator: Mean = 4.27 Variation = 0

Educator: Mean = 4.01 Variation = 0.51


Indicator: Technology-Ready Facilities



Building Administrator: Mean = 5 Variation = 0

Building Technology Coordinator: Mean = 3.59 Variation = 0

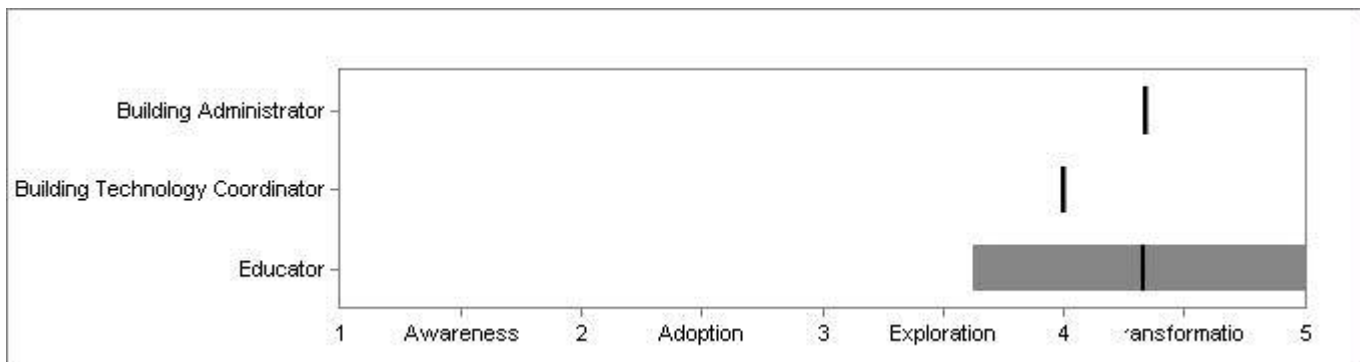
Indicator: Virtual Learning Opportunities



Building Administrator: Mean = 2.6 Variation = 0

Building Technology Coordinator: Mean = 3.4 Variation = 0

Indicator: Administrative Processes and Operations

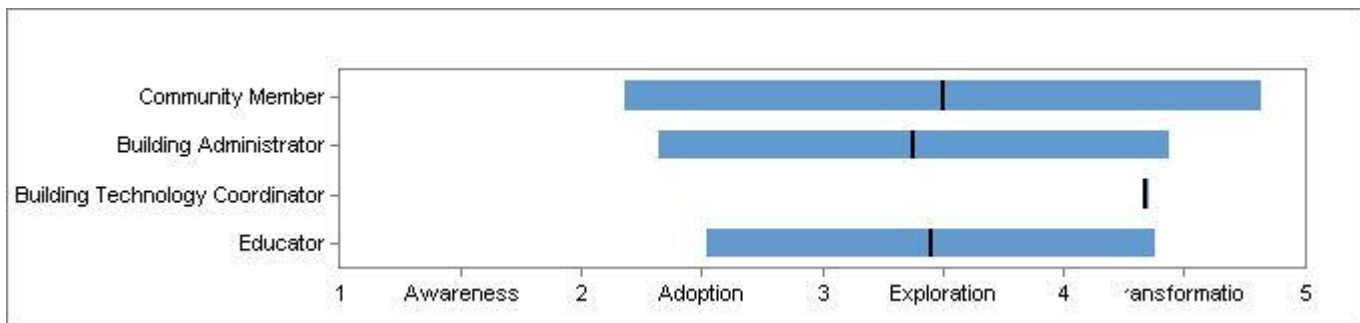


Building Administrator: Mean = 4.34 Variation = 0

Building Technology Coordinator: Mean = 4 Variation = 0

Educator: Mean = 4.33 Variation = 0.7

Condition: Systems and Leadership



Community Member: Mean = 3.5 Variation = 1.32

Building Administrator: Mean = 3.38 Variation = 1.06

Building Technology Coordinator: Mean = 4.34 Variation = 0

Educator: Mean = 3.45 Variation = 0.93

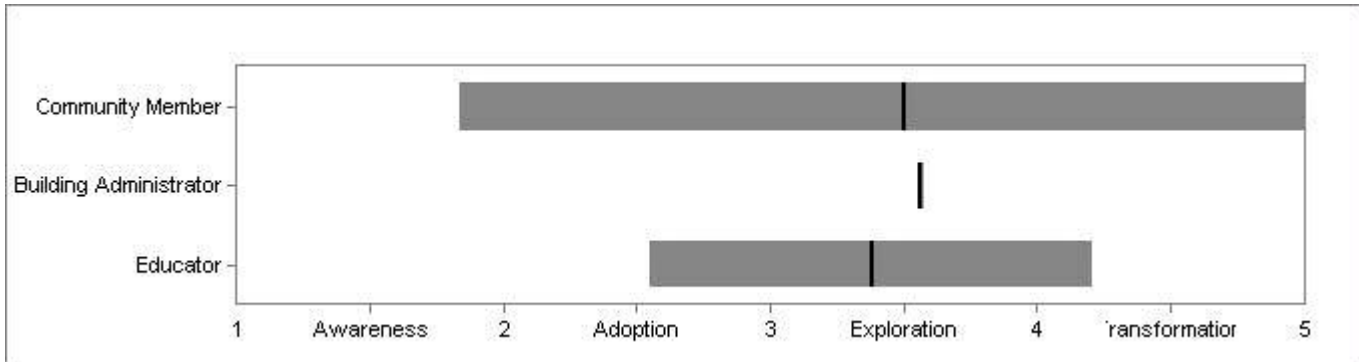
Indicator: Systems Thinking and Process Reengineering



Building Administrator: Mean = 2.87 Variation = 0

Educator: Mean = 3.33 Variation = 0.97

Indicator: Digital-Age Standards and Assessments



Community Member: Mean = 3.5 Variation = 1.66

Building Administrator: Mean = 3.56 Variation = 0

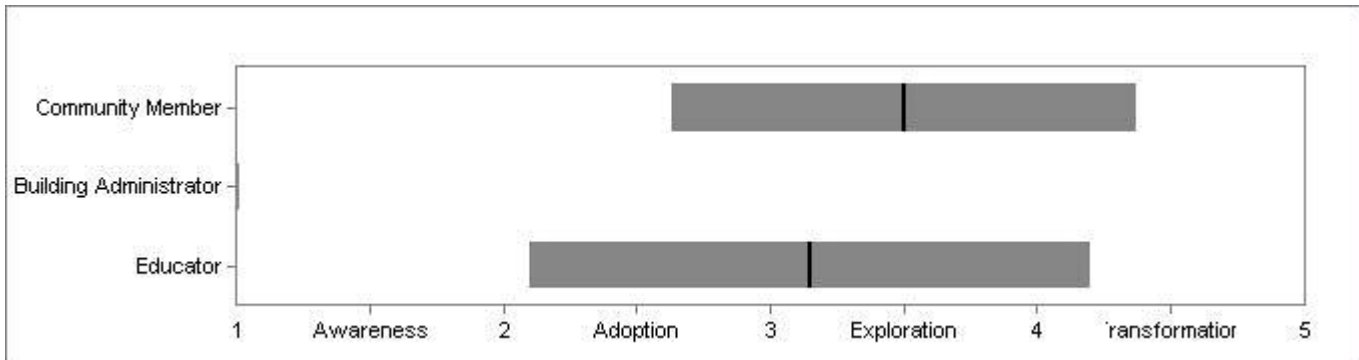
Educator: Mean = 3.38 Variation = 0.83

Indicator: Culture of Learning and Innovation



Educator: Mean = 3.46 Variation = 0.81

Indicator: Community Connections




Community Member: Mean = 3.5 Variation = 0.87

Building Administrator: Mean = 1 Variation = 0

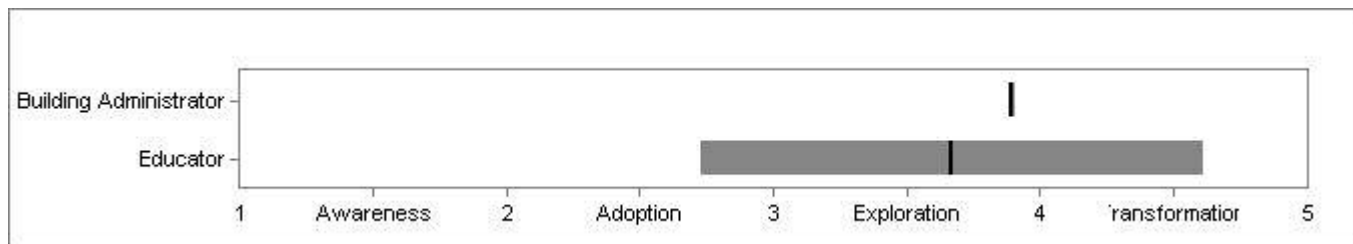
Educator: Mean = 3.15 Variation = 1.05

Indicator: Administrator Proficiency



Building Administrator: Mean = 4 Variation = 0

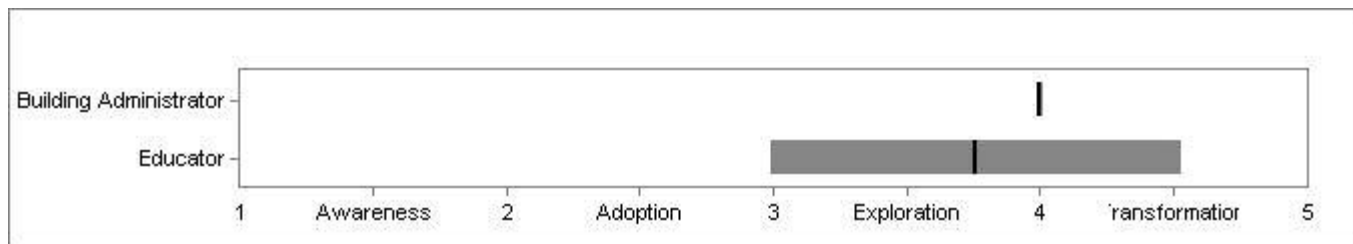
Indicator: Professional Development



Building Administrator: Mean = 3.89 Variation = 0

Educator: Mean = 3.67 Variation = 0.94


Indicator: Data-Driven Decision Making and Accountability



Building Administrator: Mean = 4 Variation = 0

Educator: Mean = 3.76 Variation = 0.77

Indicator: Comprehensive, Prioritized Funding



Building Administrator: Mean = 4.34 Variation = 0

Building Technology Coordinator: Mean = 4.34 Variator = 0